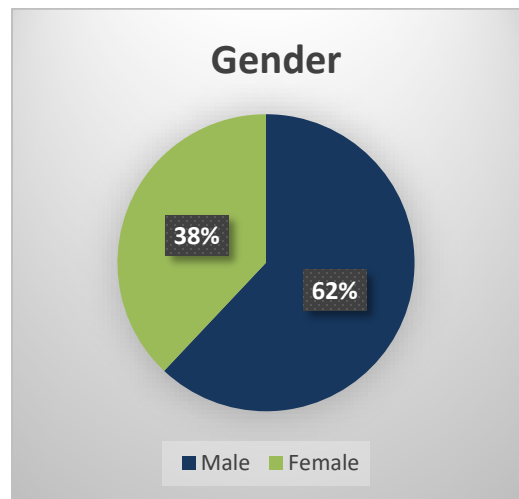
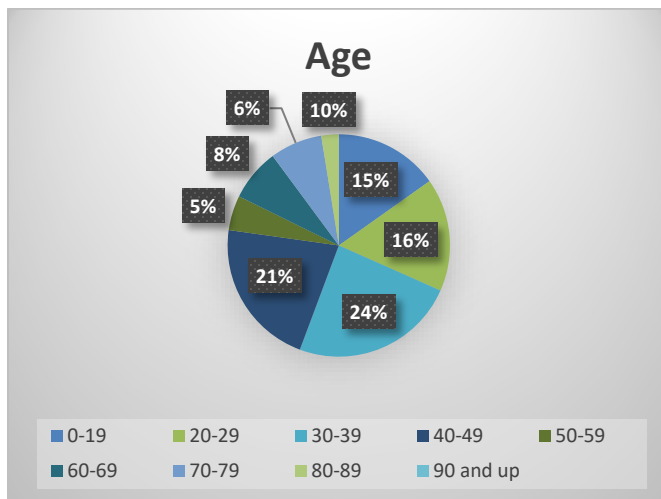




Peoria County COVID-19 Surveillance Report

Week 23: June 6, 2020 – June 12, 2020

CDC Week	Peoria County					Comments
	Positive Tests	Number of Tests	Percentage Positive	Hospital Admission	Deaths	
Week 10	1	5	20%	0	0	March 7 – 13
Week 11	5	32	16%	0	0	
Week 12	1	27	4%	1	0	
Week 13	6	73	8%	4	0	McLean County test site opens
Week 14	17	142	12%	3	1	
Week 15	10	150	7%	5	1	
Week 16	26	722	4%	9	0	HHS Peoria test sites open
Week 17	38	1,174	3%	8	1	
Week 18	36	1,439	3%	5	3	
Week 19	25	1,938	1.1%	3	0	
Week 20	22	1,298	1.7%	3	0	
Week 21	52	1,897	2.7%	9	2	
Week 22	66	1,680	3.9%	20	3	
Week 23	79	2,066	3.8%	8	2	
TOTAL	372	12,643	2.9%	78	13	



Race and Ethnicity		
	Count	Rate per 100,000 population
White	21	15.3
Black	9	27.7
Hispanic/Latino	42	591.6

Reporting to the Peoria City/County Health Department:

- Forty (40) COVID-19 cases requiring hospitalization in the past 30 days
- This week, there are eight (8) ongoing COVID-19 outbreaks in Peoria County.

State and National Trends

State Trends

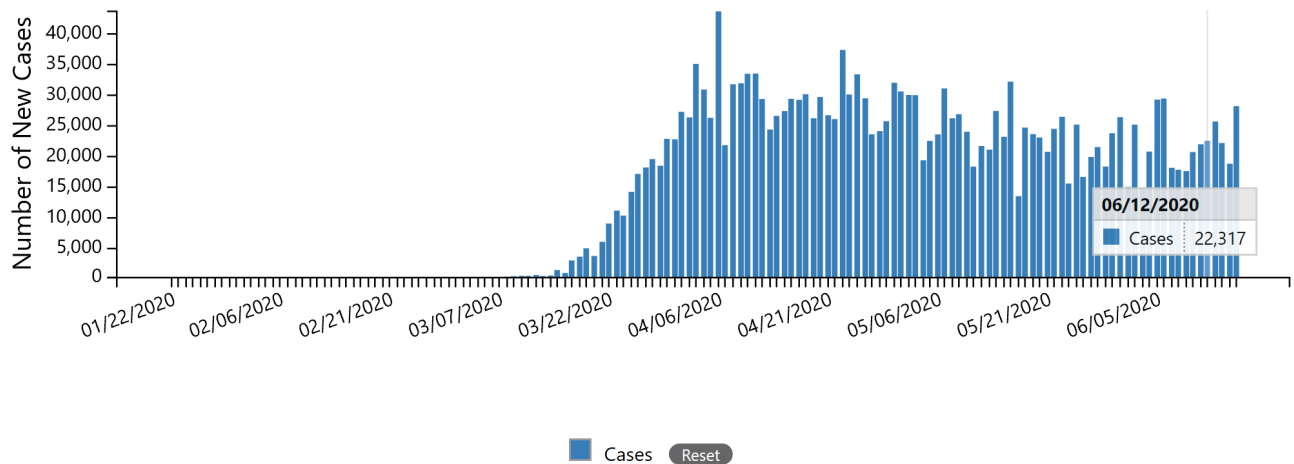
	Positive Tests	Number of Tests	Percent Positive	Deaths
Week 10	46	444	10.4%	1
Week 11	539	3,842	14.0%	4
Week 12	2,441	17,256	14.1%	29
Week 13	5,878	26,506	22.2%	176
Week 14	8,983	39,479	22.8%	386
Week 15	9,688	42,636	22.7%	538
Week 16	12,083	59,469	20.3%	661
Week 17	16,397	95,056	17.2%	662
Week 18	17,705	115,026	15.4%	784
Week 19	16,609	138,888	12.0%	817
Week 20	31,684	297,419	10.7%	1,474
Week 21	12,011	154,629	7.8%	555
Week 22	8,460	149,157	5.7%	522
Week 23	5,283	146,182	3.6%	468
TOTAL	131,198	1,147,101	11.4%	6,260

- **For week 23** there were **146,182** specimens tested by WHO/NREVSS collaborating Illinois laboratories and IDPH Laboratories; **5,283** specimens tested positive for COVID-19: **3.6% positives**.
- **468** deaths were reported in Illinois for this reporting week.
- IDPH is reporting **1,337** outbreaks throughout the state this week.

National Trends

New Cases by Day

The following chart shows the number of new COVID-19 cases reported each day in the U.S. since the beginning of the outbreak. Hover over the bars to see the number of new cases by day.



Resources

- Centers for Disease Control and Prevention Website: <https://www.cdc.gov/coronavirus/2019-ncov/cases-updates/cases-in-us.html>
- IDPH Website: <https://www.dph.illinois.gov/covid19/covid19-statistics>